

Идеальные пароли

Иллюстрированный сборник фраз-помощников для уроков РКИ



Lori Langer de Ramírez, Ed.D.
www.miscositas.com | lori@miscositas.com



Идеальные пароли

Иллюстрированный сборник фраз-помощников для уроков РКИ

Иллюстрация

Lori Langer de Ramirez

Перевод

Маргарита Дмитриевна Медведева
Бернхард Хауэр

Авторские права на иллюстрации © Lori Langer de Ramirez

Все права защищены.

lori@miscositas.com
www.miscositas.com

A note about passwords:

Passwords are meant to enable students and teachers to communicate effectively in Russian in the PKI (RKI) classroom. By hanging these signs around your room where students can see them, you help them to ask for their basic needs, work productively in pairs and small groups, and ask questions for clarification in Russian. When a student wants to communicate something in German but can't remember how to say it, s/he can look around the room and find the needed phrase. The illustrations help to connect meaning to the words and phrases.


To use these password posters in the PKI (RKI) classroom, consider the following ideas:

- ❖ Copy the passwords onto colored card stock and hang them around the room where students can view them (the front or side walls are usually best).
- ❖ Make black-and-white copies and color in the images with markers, or encourage students to help you color them. You can laminate them or put them in a plastic sheet protector for greater durability.
- ❖ Hang the passwords in grouped sections (e.g., "question words", "daily routines", "group work").
- ❖ Make photocopies of the pages and cut off the text portion of each. In small groups, have students predict which passwords go with each picture. Ask a representative from each group to present their answers to the class. Have students explain why they matched each text with each picture.


One further note: You can read more about passwords in *Languages and Children: Making the Match: Foreign Language Instruction for an Early Start Grades K-8* (Curtain & Pesola, 2003, Longman). I recommend this book for all language educators, no matter what the grade or language. It contains a myriad of activities and teaching suggestions and is truly a valuable resource for the language professional.

Меня зовут

...




Как тебя зовут?




Пожалуйста!



Спасибо!



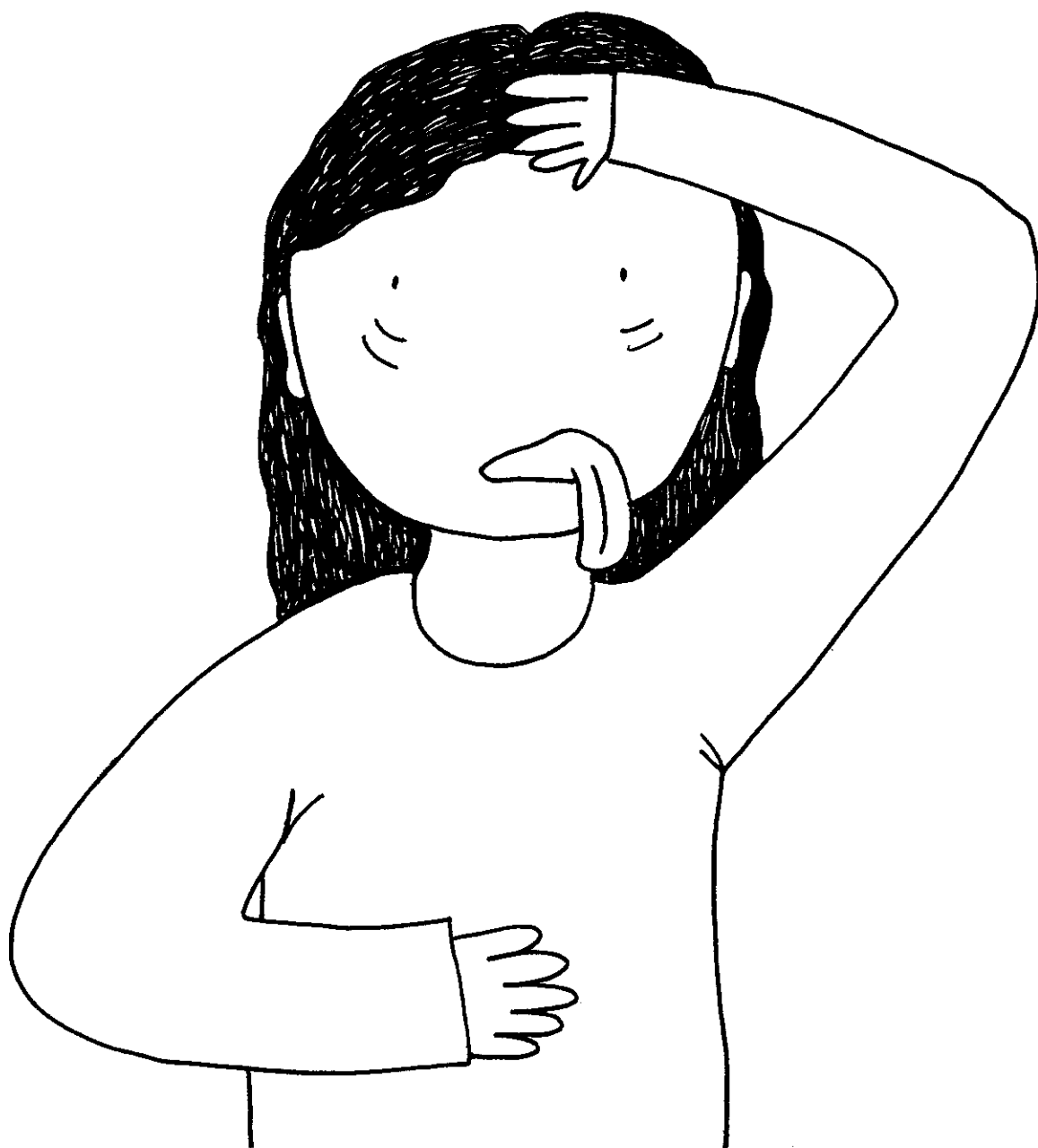
Можно выйти?



Можно мне попить?



Мне плохо.



Можно пойти в медпункт?



Я не
понимаю.



Мне нужна ПОМОЩЬ.




У меня
вопрос.




Что это?




Что это там?



ΚΤΟ?



Что?



Где? / Куда?


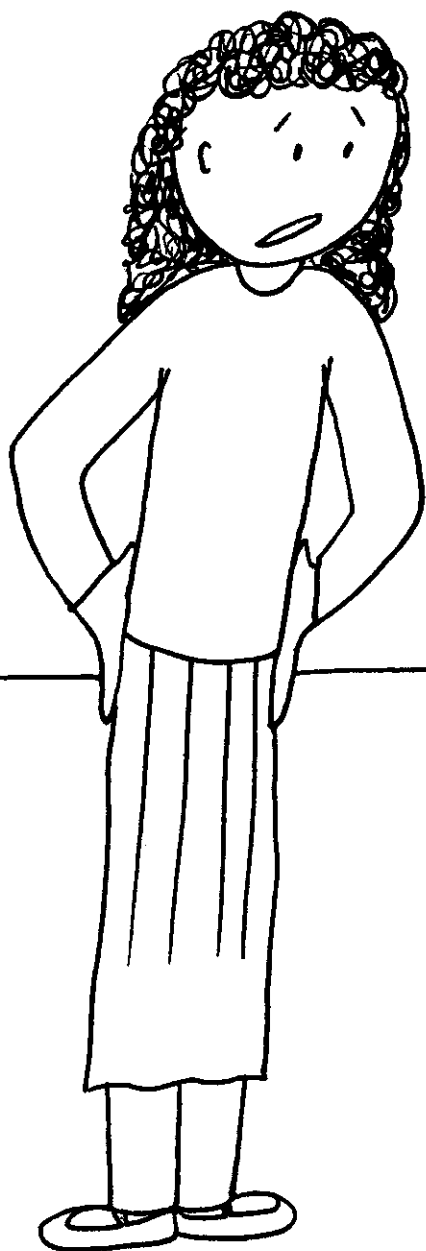


Когда?




Почему?



*Easy test,
today!
Did you study?*



Как?



СКОЛЬКО?



special
sale
today!


SAVE
BIG!




BIG
SALE!

Everything
1/2 off!


Что значит ...?




Как по- русски ... ?




Как пишется по- русски ... ?




Вы можете говорить медленнее?




Повторите, пожалуйста!




Какая страница?



Какое у нас домашнее задание?



У меня нет домашнего задания.




Я не могу
найти книгу.




Меня вчера не было.




Мне нужен листочек.



Мне нужна
ручка.




У КОГО ЕСТЬ ...?




У МЕНЯ ЕСТЬ ...




Я хочу ...



Можешь дать
мне ручку?




Дай мне,
пожалуйста.




Я запутался/
запуталась.



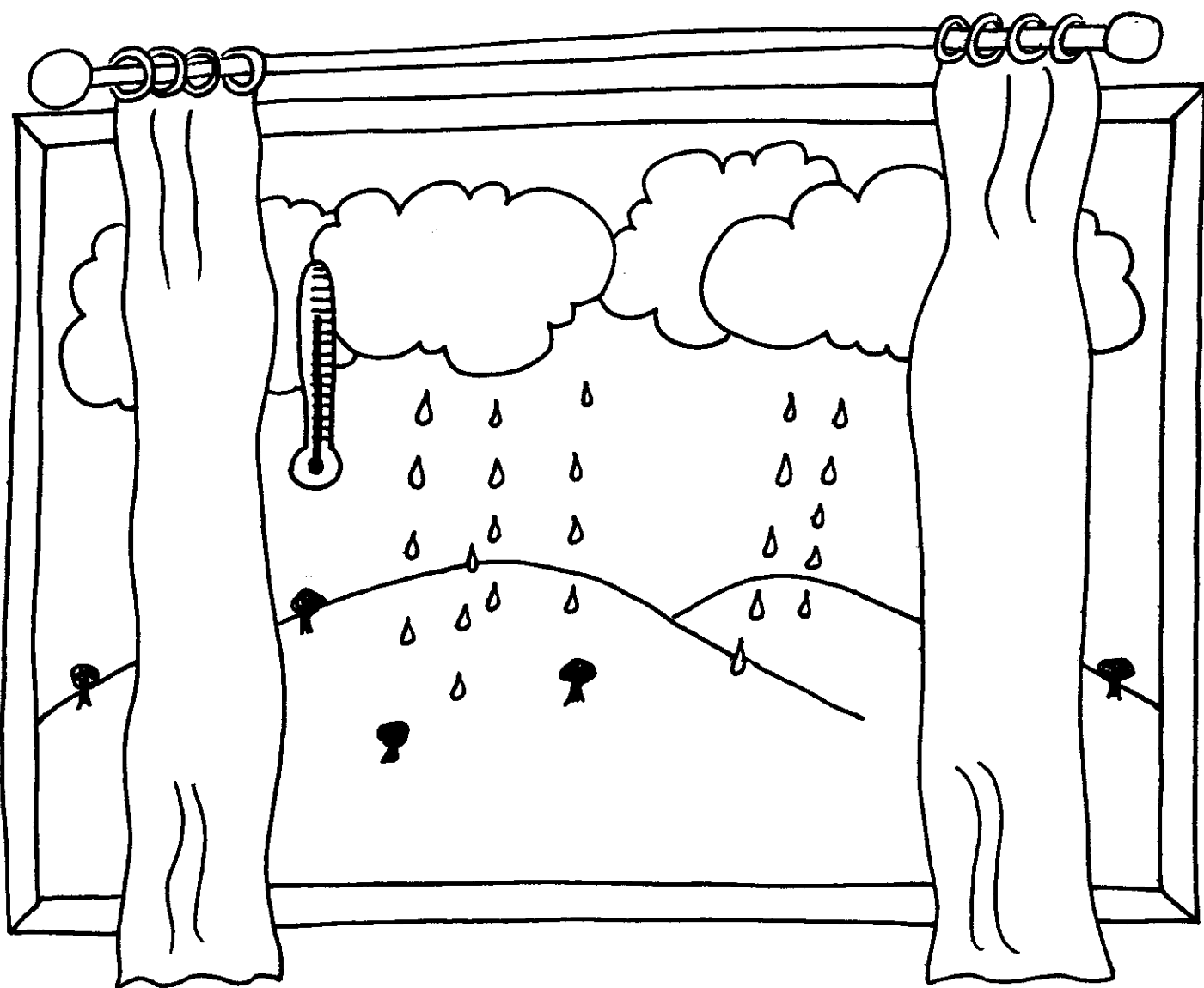
Какое сегодня число?




СКОЛЬКО
времени?



Какая погода сегодня?



Я следующий/
следующая!




Я первый/ первая.




Ты следующий/ следующая!



Иди сюда!



Мне скучно.





Мне грустно.




Я счастлив/
счастлива.




Мне нравится ...




Мне не
нравится ...



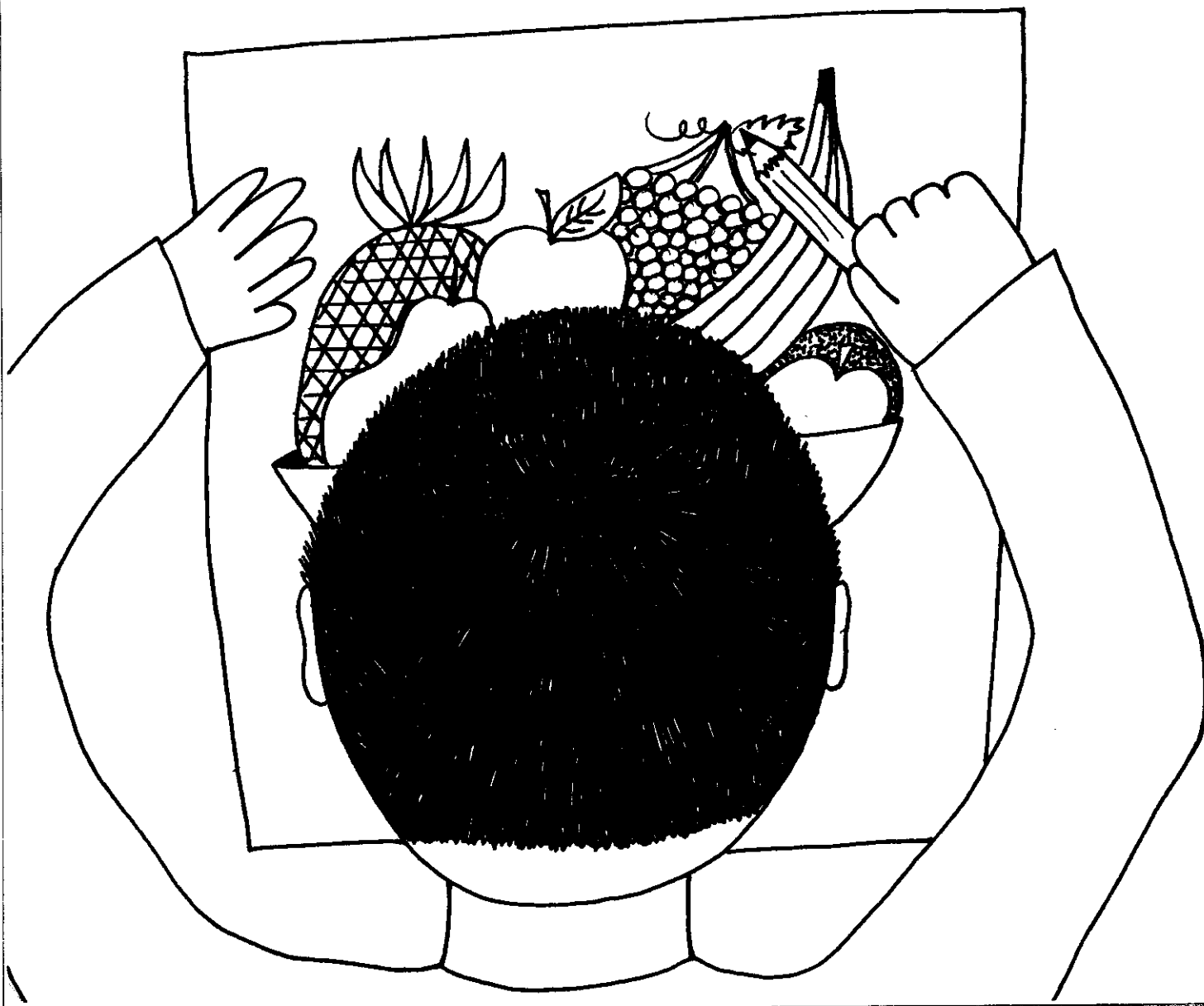

Покажи на ...




Потрогай!



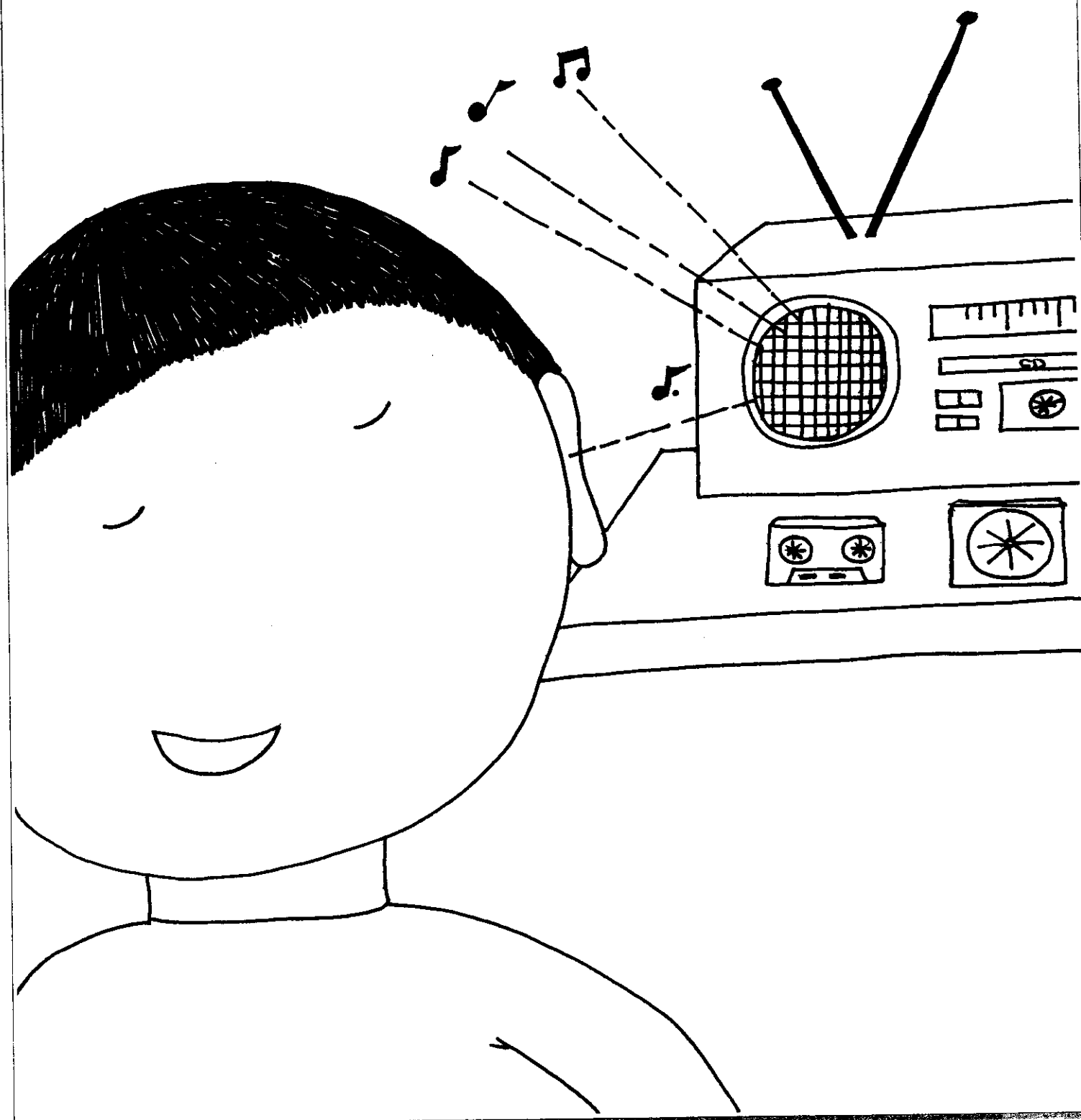
Нарисуй ...




Смотри.





Слушай.



Подними руку.



Я еще не
ГОТОВ / ГОТОВА.



Я все.

