


Passwords Parfaits

An illustrated collection of passwords for the French classroom



Lori Langer de Ramirez, Ed.D.
www.miscositas.com | lori@miscositas.com



Passwords *parfaits*

An illustrated collection of passwords for the French classroom

Illustrations by
Lori Langer de Ramírez

Illustrations copyright © Lori Langer de Ramírez
All rights reserved.

The author hereby grants the **PURCHASER** permission to make
black-and-white copies for **EDUCATIONAL PURPOSES ONLY**.

lori@miscositas.com
www.miscositas.com



A note about passwords:

Passwords are meant to enable students and teachers to communicate entirely in the target language in the French classroom. By hanging these signs around your room where students can see them, you help them to ask for their basic needs, work productively in pairs and small groups, and ask questions for clarification without having to resort to English. When a student wants to communicate something in French but can't remember how to say it, s/he can look around the room and find the needed phrase. The illustrations help to connect meaning to the words without the need for translation.

To use these password posters in the French classroom, consider the following ideas:



Copy the passwords onto colored card stock and hang them around the room where students can view them (the front or side walls are usually best).



Make black-and-white copies and color in the images with markers, or encourage students to help you color them. You can laminate them or put them in a plastic sheet protector for greater durability.




Hang the passwords in grouped sections (e.g., "question words", "daily routines", "group work").



Make photocopies of the pages and cut off the text portion of each. In small groups, have students predict which passwords go with each picture. Ask a representative from each group to present their answers to the class. Have students explain why they matched each text with each picture.

One final note: You can read more about passwords in: *Languages and Children: Making the Match: Foreign Language Instruction for an Early Start Grades K-8* (Curtain & Pesola, 1994, Longman). I recommend this book for all language educators. It contains activities and teaching suggestions and is a truly valuable resource for the language professional.

Je m'appelle...




Comment vous appelez-vous?




S'il vous plait.




**Merci
beaucoup.**




Oui! / Non!



Puis-je aller aux toilettes?



**Je ne me sens
pas bien.**




Puis-je aller à l'infirmerie?



Puis-je aller
boire de l'eau?



Quelle heure
est-il?

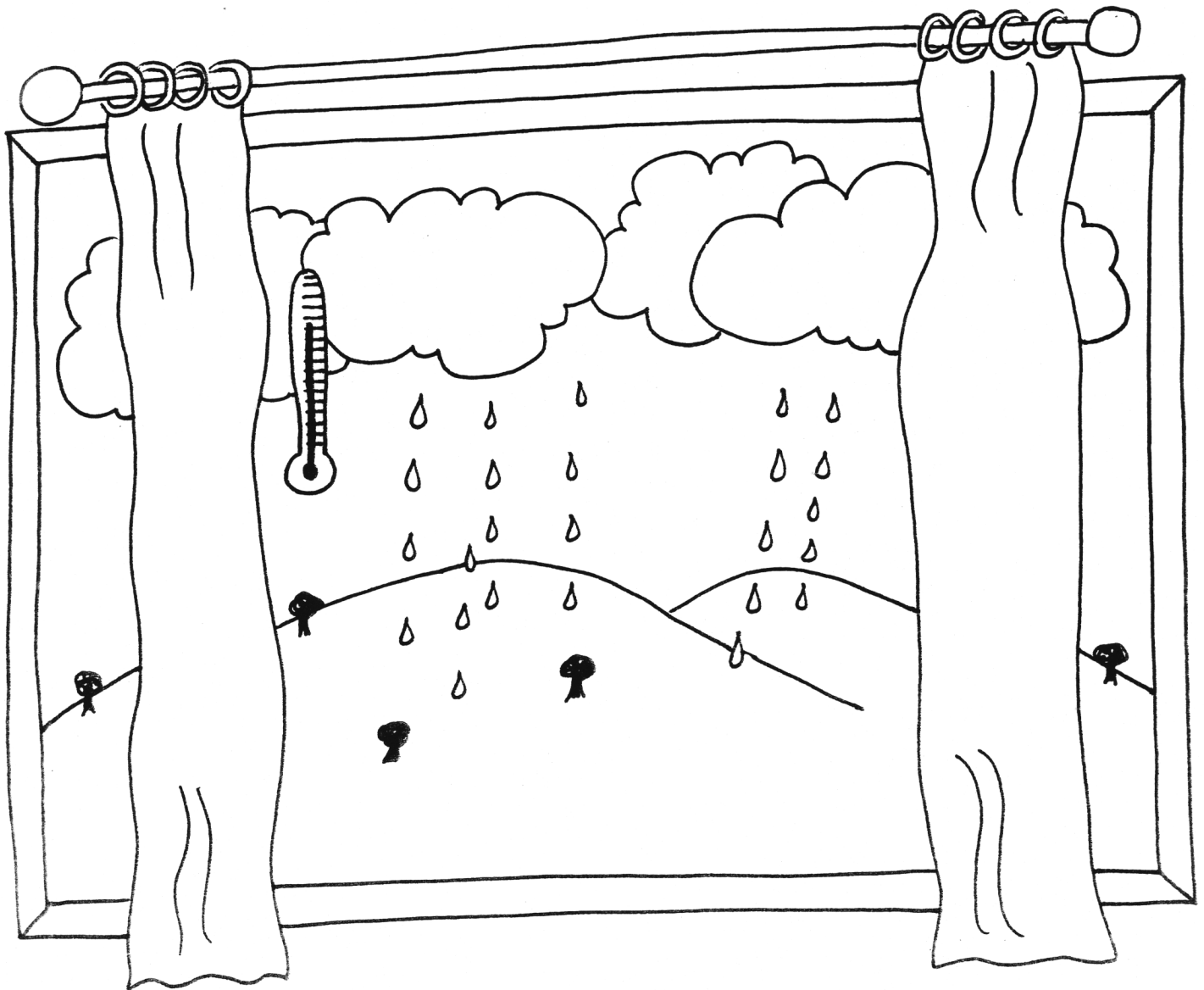


Quelle est la date aujourd'hui ?


SEPTEMBRE

LUNDI	MARDI	MERCREDI	JEUDI	VENDREDI	SAMEDI	DIMANCHE
		1	2	3	4	5
6	7	8	9	10	11	
13	14	15	16	17	18	19
20	21	22	23	24	25	26
27	28	29	30			


Quel temps fait-il?




Quelle page?



Répétez, s'il vous plaît.




Plus lentement, s'il vous plaît.




J'ai besoin
d'aide.




J'ai une
question.




Comment dit-on ... en français?



Pouvez-vous l'écrire?



Que veut- dire...?



Je ne
comprends pas.



Quel est le travail?



AGENDA

Français: p 12, ex 1 et 2.

page 12
ex 1 et 2




J'ai oublié
mon travail.



Je n'ai pas
mon livre.




J'ai besoin
de papier.




J'ai besoin
d'un stylo.




Qui a...?



Puis-je emprunter
un/une ...?




Donnez moi...




J'étais absent hier.



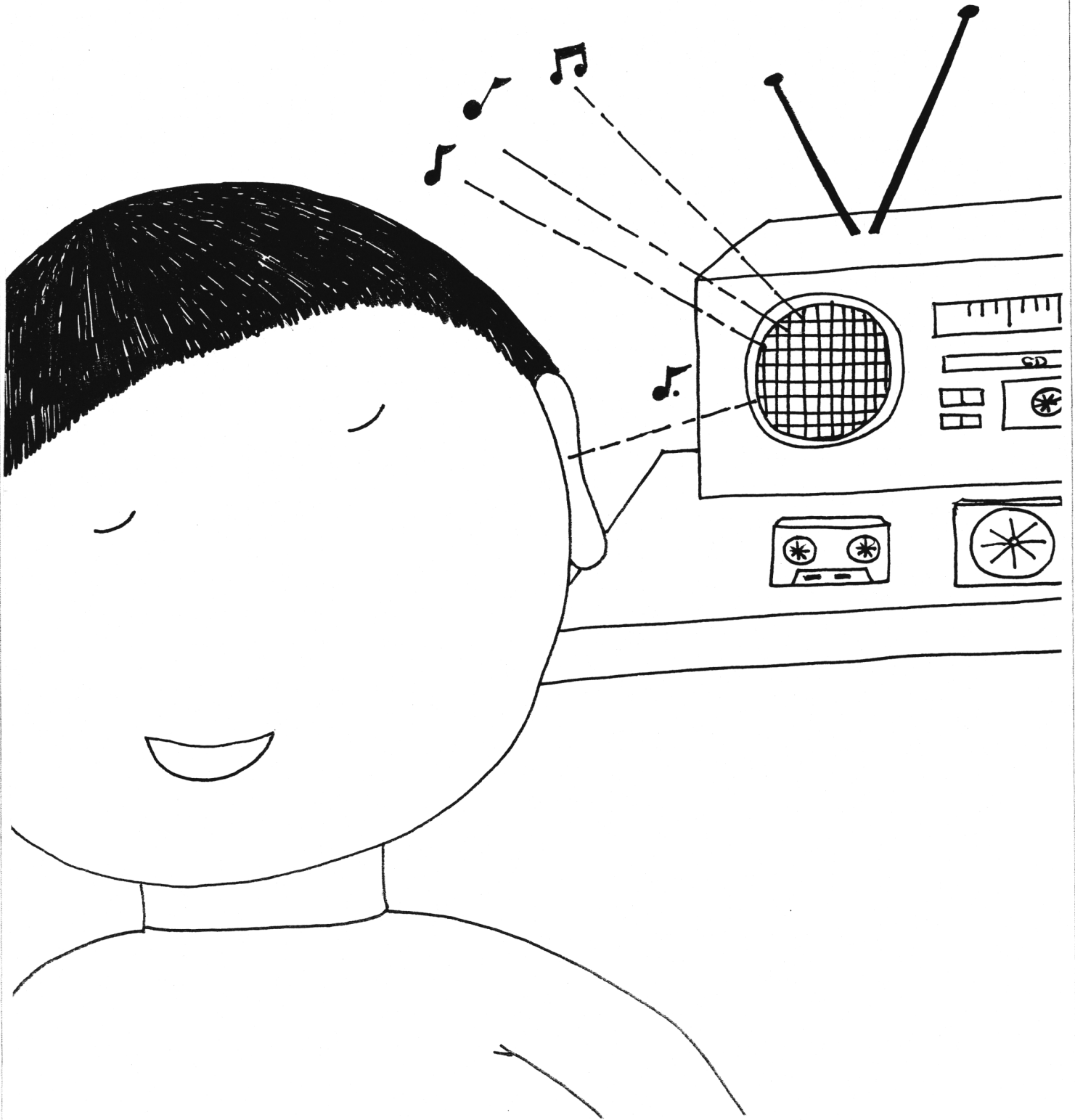
Venez ici.



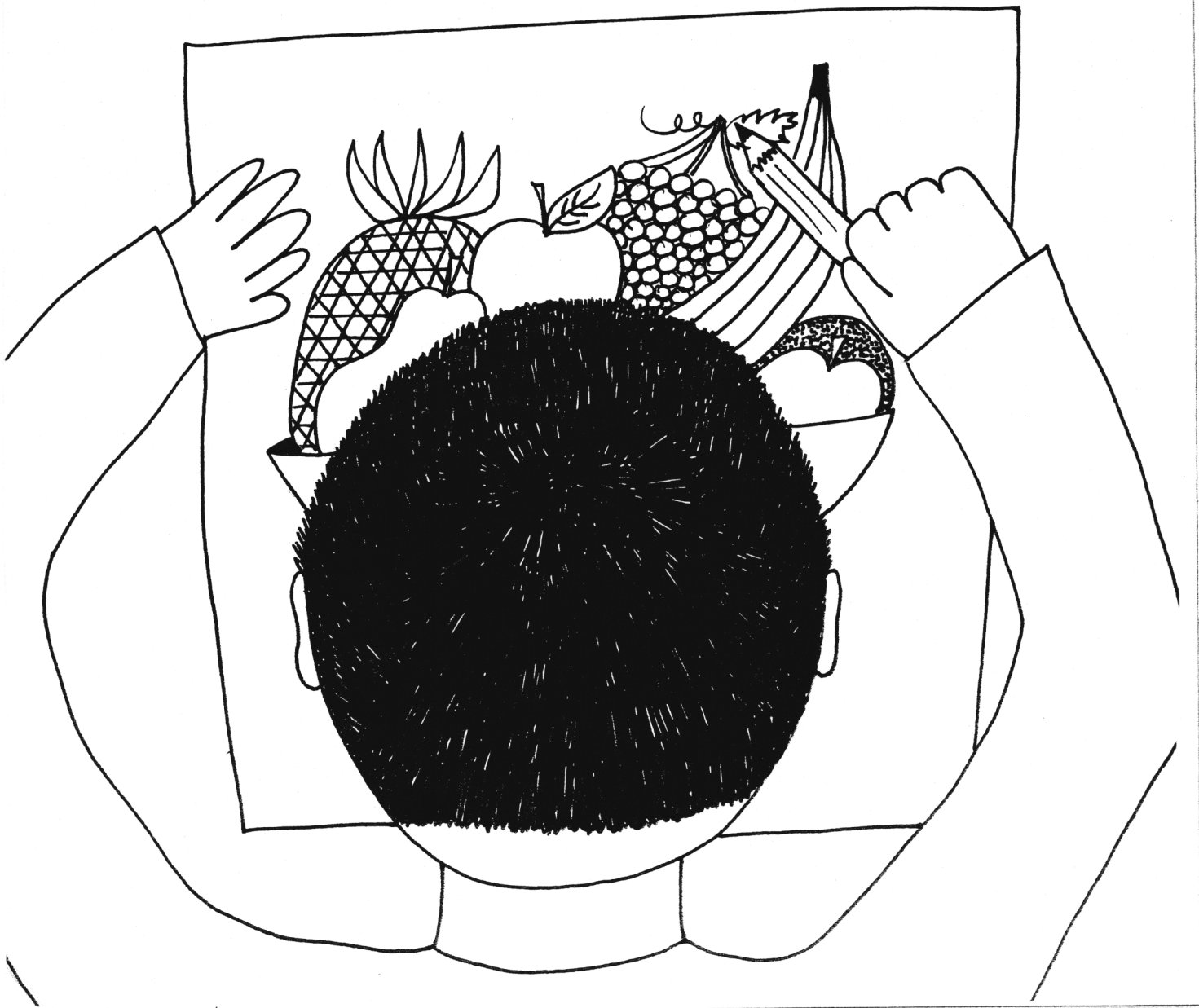

Regardez.




Écoutez.



Dessinez...




Touchez...




Indiquez...




Levez la main.





Qu'est-ce
que c'est?



Je voudrais...



J'aime...





Je n'aime pas.



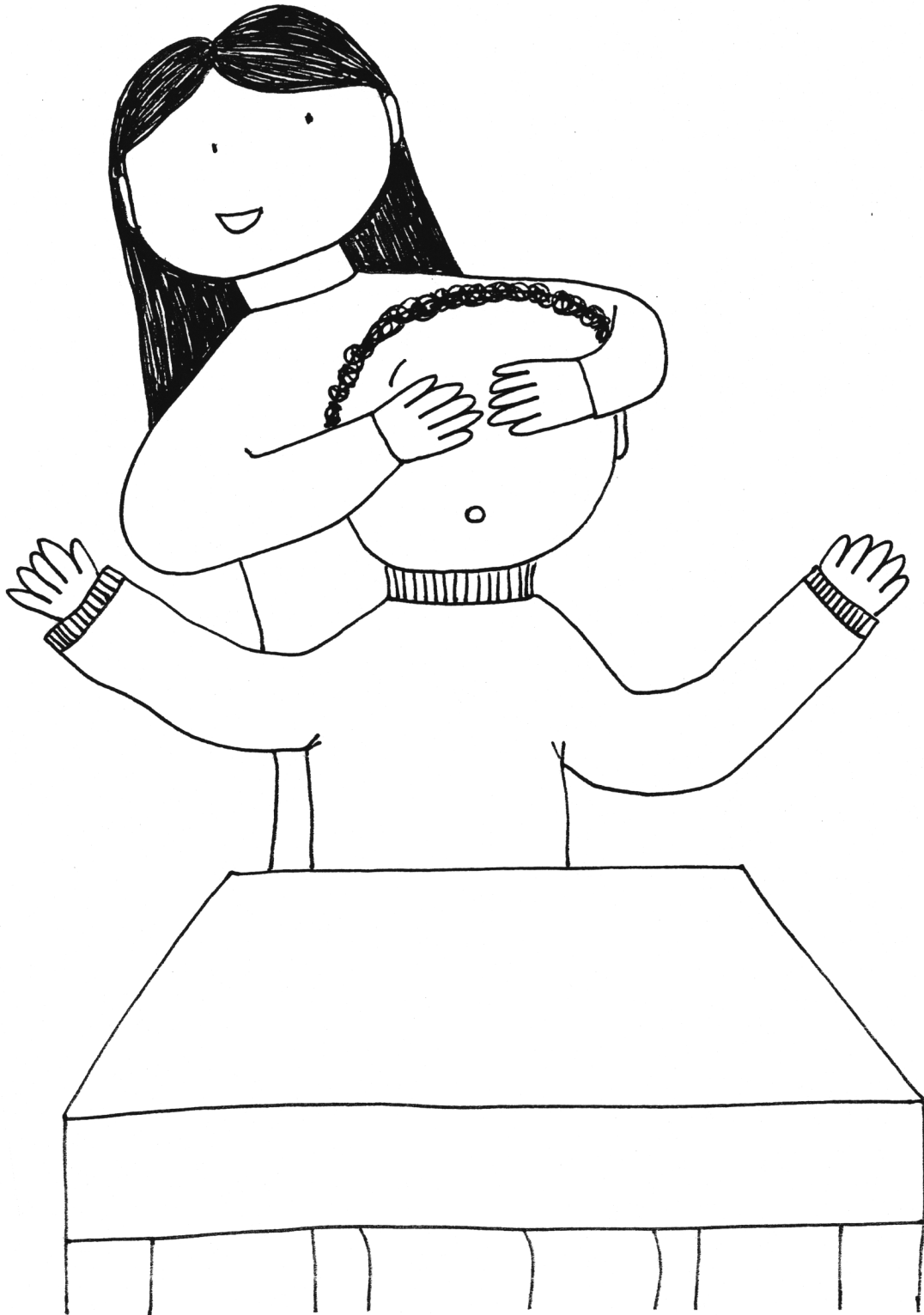
Où?



Combien?



Qui?




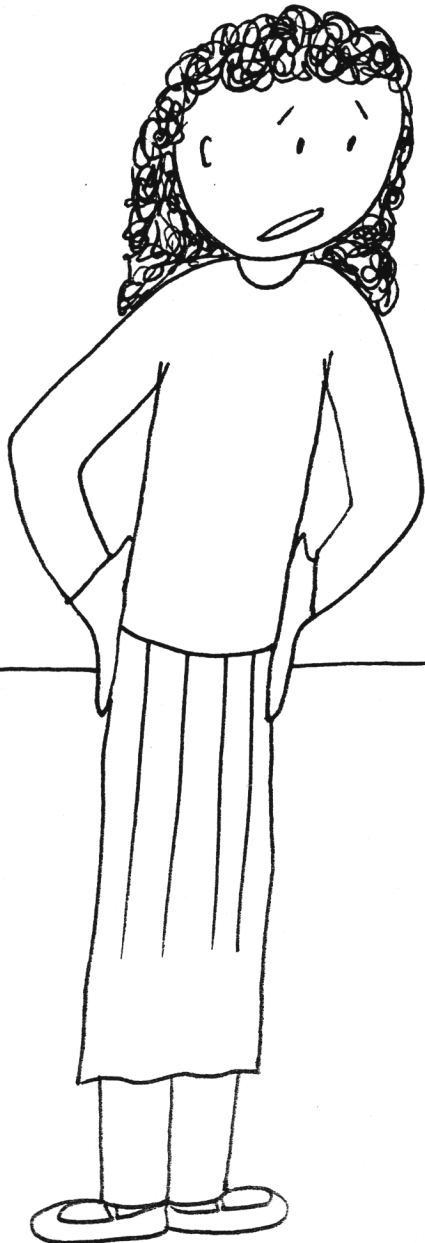
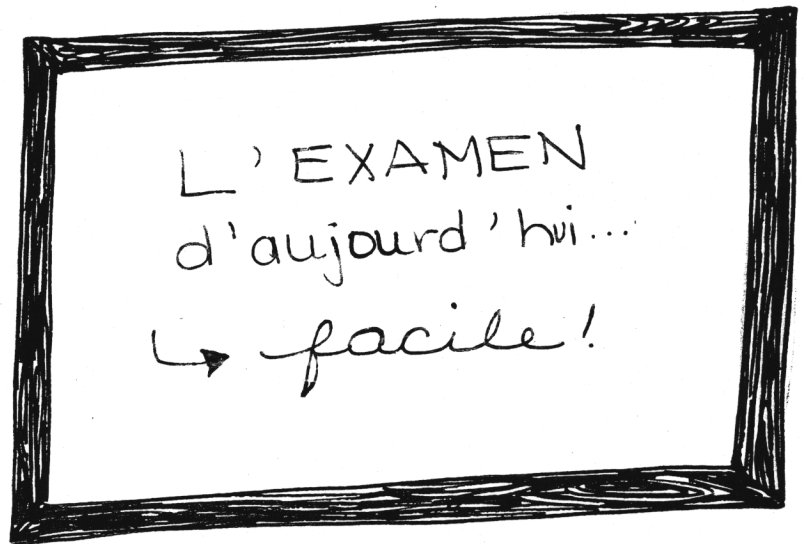
Quand?




Comment?



Pourquoi?



Quoi?




Je suis
contente.



Je suis triste.



Je suis confus.




C'est à toi!



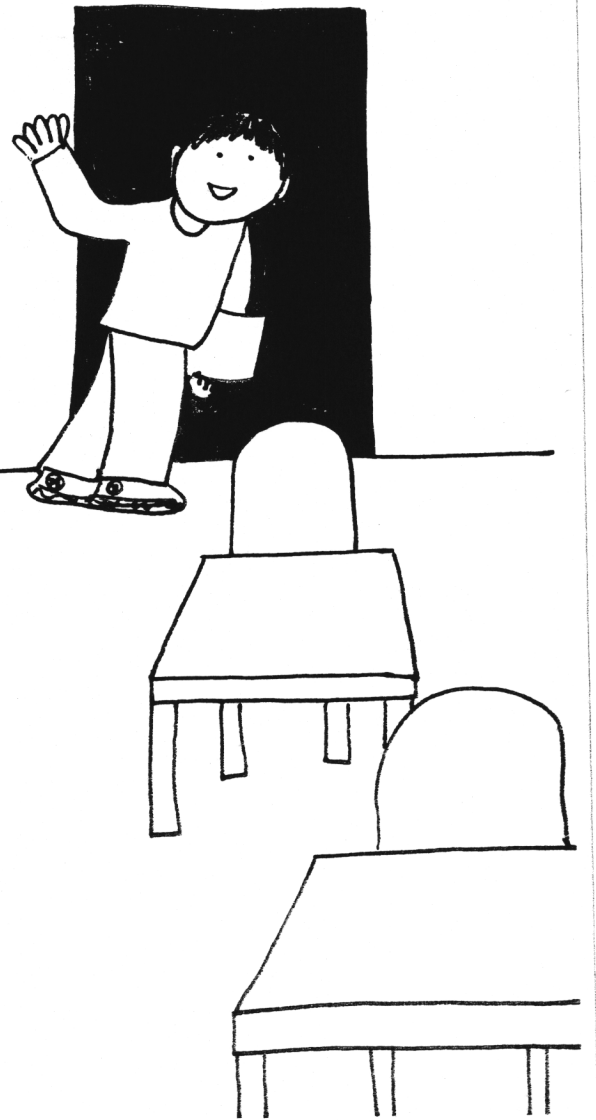

C'est à moi!



Moi d'abord!



Je n'ai pas
encore fini.



Voilà,
j'ai fini.

